

X-Style Sleeve

Galvanized Steel Fire Damper Models: 119, D19, 319, D39

APPLICATION

The X-Style Sleeve is an integral sleeve frame. The sleeve length comes in 2 depths, 12" and 14". The integral sleeve frame comes in three different styles. The "A" style is without any transition, and the blades are in the air stream (see also SD-117, SD-119, SD-15S, SD-17S, SD-317, SD-319, SD-15S, SD-17S, SD-D17, SD-D19, SD-30S, SD-38S, SD-D37, SD-D39, SD-30D, SD-38D). The "B" style has a B-Pan so the blades are out of the airstream (see also SI-BPAN). The "C" style is with a round, oval, or square transition and has 100% Free Area (see also SI-TRFD).

PANEL SIZE LIMITATIONS

Orientation		Horizontal & Vertical	Horizontal	Vertical
Panel		Minimum Panel	Maximum Section	Maximum Section
Model	117X A	4"W x 4"H	48"W x 48"H	60"W x 60"H
	119X B	4"W x 3"H duct (4"W x 5"H frame)	48"W x 42"H duct (48"W x 48"H frame)	60"W x 53"H duct (60"W x 60"H frame)
	15SX C	4"W x 4"H duct (6"W x 7"H frame)	46"W x 41"H duct (48"W x 48"H frame)	58"W x 52"H duct (60"W x 60"H frame)
	17SX C	4"W x 4"H duct (6"W x 7"H frame)	46"W x 41"H duct (48"W x 48"H frame)	58"W x 52"H duct (60"W x 60"H frame)
	317X A	4"W x 4"H	48"W x 48"H	36"W x 36"H
	319X B	4"W x 3"H duct (4"W x 5"H frame)	48"W x 42"H duct (48"W x 48"H frame)	36"W x 31"H duct (36"W x 36"H frame)
	30SX C	4"W x 4"H duct (6"W x 7"H frame)	46"W x 41"H duct (48"W x 48"H frame)	34"W x 30"H duct (36"W x 36"H frame)
	38SX C	4"W x 4"H duct (6"W x 7"H frame)	46"W x 41"H duct (48"W x 48"H frame)	34"W x 30"H duct (36"W x 36"H frame)
	D17X A	4"W x 4"H	24"W x 24"H	36"W x 36"H
	D19X B	4"W x 3"H duct (4"W x 5"H frame)	24"W x 20"H duct (24"W x 24"H frame)	36"W x 31"H duct (36"W x 36"H frame)
	15DX C	4"W x 4"H duct (6"W x 7"H frame)	22"W x 19"H duct (24"W x 24"H frame)	34"W x 30"H duct (36"W x 36"H frame)
	17DX C	4"W x 4"H duct (6"W x 7"H frame)	22"W x 19"H duct (24"W x 24"H frame)	34"W x 30"H duct (36"W x 36"H frame)
	D37X A	4"W x 4"H	24"W x 24"H	36"W x 36"H
	D39X B	4"W x 3"H duct (4"W x 5"H frame)	24"W x 20"H duct (24"W x 24"H frame)	36"W x 31"H duct (36"W x 36"H frame)
	30DX C	4"W x 4"H duct (6"W x 7"H frame)	22"W x 19"H duct (24"W x 24"H frame)	34"W x 30"H duct (36"W x 36"H frame)
	38DX C	4"W x 4"H duct (6"W x 7"H frame)	22"W x 19"H duct (24"W x 24"H frame)	34"W x 30"H duct (36"W x 36"H frame)

STANDARD MATERIALS AND CONSTRUCTION

SLEEVE FRAME: 22 GA. one-piece roll-formed galvanized steel.

BLADE: 22 GA. galvanized steel, curtain type.

FUSIBLE LINK: UL-Listed 165°F, replaceable.

CLOSURE SPRINGS: For all Dynamic and Horizontal Static Models

Heat-treated Type 301 stainless steel constant force coiled negator type.

FINISH: Mill.

FOR "C" STYLE DAMPERS

TRANSITION CAPS: 20 GA. galvanized steel, riveted to sleeve frame.

DUCT COLLARS: 24 GA. galvanized steel, crimped to transitions.

The listed fire dampers meet the construction and performance requirements of:

- Underwriters Laboratories Inc. Standard 555
- National Fire Protection Association Standard 80 and 90A
- ICC's International Building Code
- California State Fire Marshal Listing #3225-1328:100
- Underwriters Laboratories Inc. Approved for dual direction airflow and static closure conditions.
- Underwriters Laboratories Inc. Classified for use in fire resistive ratings of less than 3 hours.

OPTIONS

212°F replaceable fusible link

PK1202 position indicator switch

B-Pan, round, oval, or square transitions

Tab-lock retaining angles

Perimeter flange

Pull ring

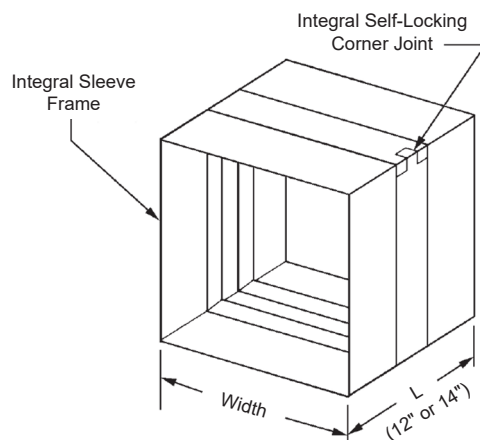
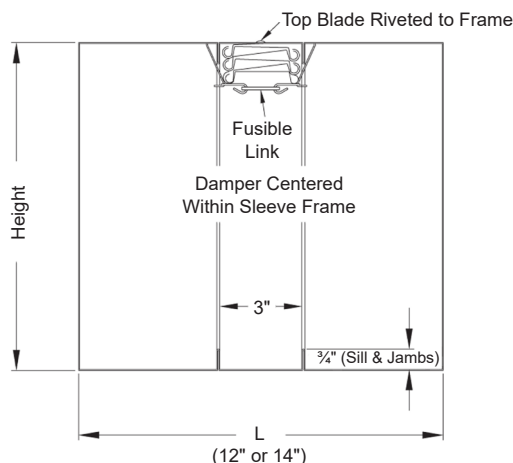
NOTES

1. Nominal deductions will be made to the opening size given.

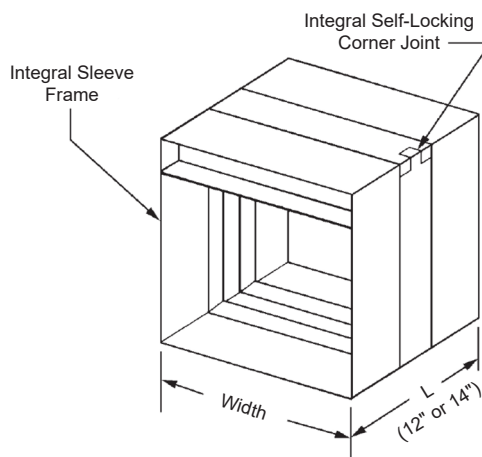
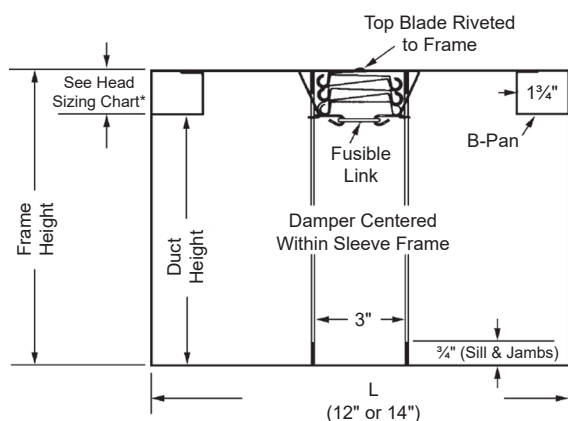
X-Style Sleeve

Galvanized Steel Fire Damper Models: 119, D19, 319, D39

"A" Style

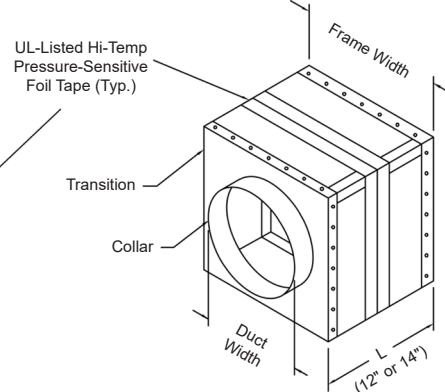
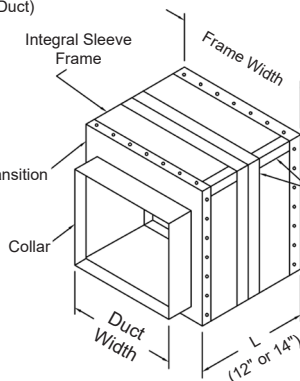
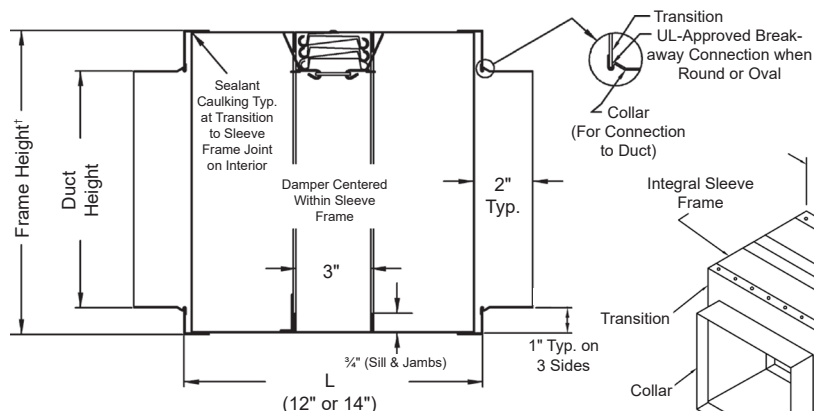


"B" Style (with B-Pan Transition for Blades Out of Airstream)



*Head Sizing Chart on SI-BPAN.

"C" Style (with Transition for 100% Free Area)



*Sizing Chart on SI-TRFD.